

REPLACEMENT PARTS GUIDE

903M Track Feller Buncher (PIN: 1T0903MX _ _ _271505—)



PRIMARY ENGINE AIR FILTER ELEMENT _ [AH148880](#)

Interval (hrs) - As Required.



SECONDARY ENGINE AIR FILTER ELEMENT [RE63932](#)

Interval (hrs) - As Required.



HYDRAULIC OIL BREATHER FILTER [F122930](#)

Interval (hrs) - 2000.



AUXILIARY FUEL FILTER ELEMENT (IF EQUIPPED)

[AT365869](#)
Interval (hrs) - 500.



AUXILIARY FUEL FILTER ELEMENT (IF EQUIPPED)

[AT387534](#)
Interval (hrs) - 500.




CAB RECIRCULATION FILTER [AT307501](#)

Interval (hrs) - As Required.



CAB FRESH AIR FILTER [AT191102](#)

Interval (hrs) - As Required.



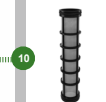
DIESEL EXHAUST FLUID (DEF) TANK BREATHER [H216169](#)

Interval (hrs) - 2000.



FUEL CAP BREATHER ELEMENT [T231314](#)

Interval (hrs) - 2000.



FUEL PREFILTER ELEMENT (IF EQUIPPED) [R502778](#)

Interval (hrs) - 500.



ENGINE OIL FILTER ELEMENT [RE509672](#)

Interval (hrs) - 500.



PRIMARY AND FINAL FUEL FILTER ELEMENT (KIT) [RE525523](#)

Interval (hrs) - 500.



ENGINE ROCKER ARM COVER GASKET [R527884](#)

Interval (hrs) - 2000.



ENGINE CRANKSHAFT DAMPER [RE57604](#)








Interval (hrs) - 4000.



JOHN DEERE
Genuine Parts and Service

OILS AND CAPACITIES INFORMATION

903M Track Feller Buncher (PIN: 1T0903MX _ _ _271505—)

Part Description	Part Number	Qty or Capacity	Change Interval In Hours
John Deere Plus-50™ II Engine Oil 	TY26669	31.0 L (8.2 gal)	500
U7 Track Drive Planetary Oil (each) 	TY26372	9.0 L (2.4 gal)	1000
U7L Track Drive Planetary Oil (each) 	TY26372	10.0 L (2.6 gal)	1000
API GL-5 Swing Drive Gear Case Oil (each) 	TY26372	4.5 L (1.2 gal)	1000
John Deere Hydrau™ XR Hydraulic Enclosure Door Pump Oil 	TY27318	4.1 L (1.1 gal)	2000
John Deere Hydrau™ Hydraulic Oil 	TY27367	193.0 L (51.0 gal)	2000
John Deere Cool-Gard™ II Pre-Mix 	TY26575	48.9 L (12.9 gal)	6000
Fluid Analysis Test Kits³			
Engine Oil	AT346594	1	250
Hydraulic Oil	AT346594	1	500
Diesel Fuel	TY27329	1	500
Track Drive Planetary Oil	AT346594	2	500
Swing Drive Gear Case Oil	AT346594	2	500
Enclosure Door Pump Oil	AT180344	1	500
Engine Coolant	TY27787	1	500

¹ Perform initial service once after the first 100 hours of operation.

² Perform initial service once after the first 250 hours of operation.

³ See operator's manual for recommended oil type and oil viscosities based on operating temperatures.

⁴ Based on fluid analysis results, intervals may need to be adjusted for operating conditions. See an authorized John Deere dealer.

Plus-50 is a trademark of Deere & Company

Hydrau is a trademark of Deere & Company

Hy-Gard is a trademark of Deere & Company

Cool-Gard is a trademark of Deere & Company

Service Intervals

903M Track Feller Buncher (PIN: 1T0903MX __ _271505—)	959M Track Feller Buncher (PIN: 1T0959MX __ _271505—)
909M Track Feller Buncher (PIN: 1T0909MX __ _271505—)	903MH Harvester (PIN: 1T0903MH __ _271505—)
953M Track Feller Buncher (PIN: 1T0953MX __ _271505—)	909MH Harvester (PIN: 1T0909MH __ _271505—)
As Required	
<input type="checkbox"/> Inspect serpentine belt	<input type="checkbox"/> Lubricate door hinges
<input type="checkbox"/> Replace engine air filter elements	<input type="checkbox"/> Lubricate toolbox door hinges (if equipped)
<input type="checkbox"/> Check cab fresh air and cab recirculation filters	<input type="checkbox"/> Check and clean cooling system and condenser fins
Every 10 Hours or Daily	
<input type="checkbox"/> Lubricate leveler pivot joints and cylinders (if equipped)	<input type="checkbox"/> Check engine coolant level
<input type="checkbox"/> Check fire suppression system (if equipped)	<input type="checkbox"/> Check and adjust track sag
<input type="checkbox"/> Check swing drive gear case oil level	<input type="checkbox"/> Lubricate boom joints and cylinder ends
<input type="checkbox"/> Check hydraulic oil level	<input type="checkbox"/> Lubricate swing drive pinion and bearing
<input type="checkbox"/> Check engine oil level	<input type="checkbox"/> Lubricate crank and link (903M, 909M, 953M, and 959M only)
<input type="checkbox"/> Check and drain primary fuel filter and water separator	<input type="checkbox"/> Inspect chain shot guard (903MH and 909MH only)
<input type="checkbox"/> Check and drain final fuel filter	<input type="checkbox"/> Inspect fire extinguisher
<input type="checkbox"/> Check and drain auxiliary fuel filter and water separator (if equipped)	
Initial Service—100 Hours¹	
<input type="checkbox"/> Check track shoe cap screw torque	
Every 100 Hours	
<input type="checkbox"/> Lubricate swing drive gear case bearing	
Initial Service—250 Hours²	
<input type="checkbox"/> Drain and refill swing drive gear case oil	<input type="checkbox"/> Check lower roller mounting cap screw torque
<input type="checkbox"/> Drain and refill track drive planetary oil	
Every 250 Hours	
<input type="checkbox"/> Check rear window alternative exit latches and retainer knobs	<input type="checkbox"/> Check track shoe cap screw torque
<input type="checkbox"/> Check skylight latch tension	<input type="checkbox"/> Take engine oil sample
<input type="checkbox"/> Check track drive planetary oil level	
Every 500 Hours	
<input type="checkbox"/> Replace fuel prefilter (if equipped)	<input type="checkbox"/> Check enclosure door pump oil level
<input type="checkbox"/> Replace primary fuel filter and water separator	<input type="checkbox"/> Check air intake hoses
<input type="checkbox"/> Replace final fuel filter	<input type="checkbox"/> Take diesel fuel sample
<input type="checkbox"/> Replace auxiliary fuel filter and water separator (if equipped)	<input type="checkbox"/> Take hydraulic oil sample
<input type="checkbox"/> Drain and refill engine oil and replace filter	<input type="checkbox"/> Take track drive planetary oil sample
<input type="checkbox"/> Drain water and sediment from fuel tank	<input type="checkbox"/> Take swing drive gear case oil sample
<input type="checkbox"/> Check battery electrolyte level and terminals	<input type="checkbox"/> Take engine coolant sample
<input type="checkbox"/> Take enclosure door pump oil sample	
Every 1000 Hours	
<input type="checkbox"/> Drain and refill swing drive gear case oil	<input type="checkbox"/> Drain and refill track drive planetary oil
<input type="checkbox"/> Check coolant condition	
Every 2000 Hours	
<input type="checkbox"/> Drain and refill hydraulic oil	<input type="checkbox"/> Drain and refill enclosure door pump oil
<input type="checkbox"/> Replace hydraulic oil return filters	<input type="checkbox"/> Check and adjust engine valve lash
<input type="checkbox"/> Replace hydraulic oil breather filter	<input type="checkbox"/> Replace fuel cap breather element
<input type="checkbox"/> Replace fuel tank breather	
Every 4000 Hours	
<input type="checkbox"/> Replace engine crankshaft damper	
Every 6000 Hours	
<input type="checkbox"/> Drain and refill engine coolant	



JOHN DEERE
Genuine Parts and Service